



# The Patchword

## QUILT GUILD OF GREATER VICTORIA

<https://www.quiltguildvictoria.org/>  
Facebook: Quilt Guild of Greater Victoria



Volume 41, Issue 11

*November 2024 Newsletter*

November 16, 2024

### President's Message


Greetings,

Thank you Joy Reed & Eddy Faust for our bus trip to the Houston International Quilt Show. We enjoyed our breaks at Prasek's and our friendly driver. This year we had members that went to quilt market, members that took classes & members that had quilts entered in the show. We saw lots of beautiful quilts and vendors. I hope you all enjoyed that day!

Our guild meeting this month is on the 21st {moved up a week since our normal scheduled day occurs on Thanksgiving Day this year} at the Art League @ 9 am. There will be things to vote on so please make plans to attend. Coastal Bend Needlework & Quilt Guild of the Corpus Christi area will be visiting us with their opportunity quilt. We are sewing for charity and members have signed up to bring soup or sandwiches for lunch. The December meeting will be on the 5th at the Art League starting at 9am. Officers will be installed and we will have our Christmas luncheon catered by Grapevine Cafe.

Hoping you are sew blessed,  
*Diana Henderson, President*

## **Welcome New Members !**



# Charity Sew Day

## Soup & Sandwich Luncheon



Following the November 21<sup>st</sup>

meeting, we will have a

soup & sandwich luncheon followed by an afternoon of charity sewing. Please bring a soup, sandwiches, deserts, or extras such as crackers, chips, veggies, etc.

There are plugs available if you want to bring soup in a crockpot. I will bring bowls & spoons.



For the charity sewing, bring anything you would like to work on. If you have three yards of fabric, bring it & I will bring some of the Three-Yard Quilt books. I also have some patterns for bibs and burp pads that you are welcome to use. This is a low-pressure day to just have fun and create some items for our community partners. Everyone is welcome to participate.

*Carolyn Bradshaw, 1<sup>st</sup> Vice President (Programs 2024)*

## Yearbook Updates!



## 2024 December Newsletter

### December Birthdays

6<sup>th</sup> – Eddy Faust  
7<sup>th</sup> – Debbie Davis  
9<sup>th</sup> – Naomi Flonnory  
14<sup>th</sup> – Jean Gisler  
27<sup>th</sup> – Susanne Bonorden



6<sup>th</sup> – Carolyn Burrell  
8<sup>th</sup> – Susan Gale  
14<sup>th</sup> – Vicki Brewer  
19<sup>th</sup> – Jo Ellen Comstock

## Village

*By: Maria Jo Smith*



My quilting journey has evolved over the years. About 2 years ago I decided to try my hand at applique and found that I loved it.

I use patterns designed by Kim McLean. I needed a bit more of a challenge in my quilting and her patterns definitely changed me.

This quilt is called "Village" and I fussy cut all the roofs to add a bit of whimsy. I hope you enjoy viewing this quilt like it is as much as I liked making it.

**Please remember to thank our November Door Prize Donors!**



- ✿ Joy Reed
- ✿ Eddy Faust
- ✿ Beth Staggs
- ✿ Margaret Charnetski

## Bits from the By-Laws!

Get to know your By-Laws

### Article III

#### *Membership*

##### Section 3

Members are required to pay annual membership dues of \$25 until age 60, then \$20 for those 60–80 years of age. Any Member who reaches the age of 80 will no longer pay dues and will be awarded lifetime membership.

Dues are payable by **January 1<sup>st</sup>**. Members who have not paid by **February 1<sup>st</sup>** will be dropped from the roll and will not receive the newsletter until dues are paid. Members who join on or after July 1<sup>st</sup> shall pay one-half of the annual fees.

### Article IV

#### *Officers*

##### Section 3

**Treasurer:** The Treasurer serves on the Budget Committee and is responsible for preparing a proposed budget prior to meeting with the Budget Committee using year-end financials. Once the Board has approved the proposed budget for the year, the Treasurer is responsible for presenting the proposed budget to the general membership for approval at the **January general meeting**. After general approval the President's signature is required. The Treasurer is also responsible for preparing monthly financial statements for the Board of Directors including assets, an income statement, and year-to-date income/expenses compared to the current year's budget.

*November 2024 Meeting Hostesses!*



*Carolyn Bradshaw Sue Cosby Debbie Ganem Melanda Byrnes*

**Article VI**  
**Board of Directors**

**Section 2**

A Christmas gathering in **December** will take the place of the regular meeting.

**Section 3**

Files of officers and Committee Chairmen will be forwarded to their successors at a joint **January Board meeting**.

**Article VII**


***Standing and Special Committees***

2. **Budget:** The Budget committee shall consist of the Treasurer, President & Vice-President and chaired by an individual appointed by the President. The Treasurer will prepare a proposed budget for review by the Budget Committee and then submit the committee's recommended budget to the Board prior to the January meeting. The Board's recommended budget will be published for the members **prior to the January meeting** and will also be available at the meeting. Publication can be made by e-mail. The Treasurer will present the recommended annual budget to the general membership at the January meeting at which time it will be voted on for approval. The approved budget should then be signed by the President and filed.

**Article X**

***Standing Rules***

3. At the regular meeting in **December**, the retiring President shall be presented with a gavel charm/pendant and other suitable token(s) of appreciation with a combined cost not to exceed \$200. Should a person serve more than one term as President, an alternate suitable token of appreciation shall be presented following each additional term of office.



*Just as every patch finds its place in a  
quilt, every challenge we face has a purpose  
in our lives.*

## 2024 SILVER THIMBLE AWARD



Wow! What a great group of ladies we have in our guild. This is evident by the number of nominees we have for the Silver Thimble award. This award is given to the member that has given an outstanding effort and personal commitment to the Quilt Guild of Greater Victoria. I think we will have a tough decision this year. We will hand out ballots at the November meeting and present the award at the Christmas luncheon. Nominees are....

1. Kay Tindall - Always concerned for helping others
2. Donna Zbranak - Always willing to volunteer and works hard. Kind, helpful
3. Carolyn Bradshaw - Kind, well organized and supportive
4. Lynn Miori - Handles Guild finances professionally
5. Jo Ellen Comstock - Joyful attitude Hard worker
6. Joyce Brown - Recruits new members
7. Sue Cozby - Very hard worker. Increased scrap dive profits
8. Diana Henderson - Excellent job as president
9. Kat Kelly - Always ready to lend leadership. Makes many donations to the guild
10. Nancy Kopecky - Great leadership in Brontë bee and sampler store
11. Marisol Johnson - Great job on Facebook page

Congratulations to each of these nominees. Each and every one all have worked faithfully to promote the betterment of the Guild.

*Respectfully submitted,  
Linda Jean & Yvonne Bonorden; 2023 Silver Award Recipients*



### Christmas Luncheon Dec 5<sup>th</sup>, 2024

- Members Free – \$15/guest
- CATERED by Grapevine Catering
- Headcount needed by 11/24/2024

Social Time scheduled for the regular time @ 9:00 am followed by Installation of Officers, Silver Thimble Award, a short meeting, and Luncheon afterwards. It is free to members and \$15 per guest.

You must sign up by November 24th. An accurate count is needed to avoid wasted food. If you cancel after the signup date you will need to pay for your plate.

A Fun Party game is being planned by Marcia Neely. Please bring show and tell items. 2025 Membership Dues may be paid to Kay Tindall.



# Christmas Blessings!

This year we are collecting donations to be given to The Gabriel Project and Dorothy O'Connor Pet Adoption Center. Please bring a donation to the Christmas party on December 5<sup>th</sup>.

## The Gabriel Project of the Crossroads:

- Burp Cloths
  - Receiving Blankets
  - Plush Rolled Blankets
  - Dreft Baby Detergent
  - Clorox Wipes
- ### Baby's First Christmas
- Sleepers (New Born, 0-3&3-6 mo)
  - Onesies (New Born, 0-3&3-6 mo)
  - Baby Head to Toe Body Wash & Baby Lotion (13.6oz)
  - Preemie & New Born Diapers
  - Baby Wipes
  - Baby Bottles
  - Infant Sensory Toys
  - Rattles

## Dorothy H O'Connor Pet Adoption Center:

- |  |            |          |
|--|------------|----------|
| Cat Litter                               | Trash Bags | Cat Toys |
| Paper Towels                             | Ziplocs    | Blankets |
| Dog Toys                                 | Bleach     |          |
| Laundry Pods                             | Dish Soap  |          |
| Gift Cards (Amazon, Walmart, Sam's, Pet) |            |          |

Checkout DOCPAC Wishlist on Amazon.com → [www.docpac.net](http://www.docpac.net)

## How to make Continuous Bias Binding


<https://quiltedworks.com/blogs/tutorials/how-to-make-continuous-bias-binding#:~:text=Calculate%20yardage%20needed%20for%20your,the%20width%20and%20add%2010%E2%80%B3>

### Calculate Yardage needed for Bias Binding:


1. Calculate yardage needed for your binding. Two times the side measurement of the quilt, PLUS two times the width and add 10". Example: 40" (width) x 40" (length) Quilt;  $40" \times 2 = 80$ ,  $40" \times 2 = 80$ ; add together:  $80 + 80 = 160 + 10 = 170$  total inches needed.
2. Find the area of the binding. Don't panic, it's not that hard. Simply multiply 170 by the width of the binding strips you like to use. In our example, we will use 2½" wide strips since this is the most common width of binding suggested. The formula (sorry, quilters math here) is  $170 \times 2\frac{1}{2} = 425$  square inches of fabric to make the binding. That seems like a lot, but don't worry, the next step will help you get the total yardage needed for your binding.
3. The next step is to get the square root of the area so you can know what size of square to cut. DON'T PANIC— this is easy. Using a calculator with a square root function, type in the 425 (or whatever number you came up with for your quilt) and hit the square root function. If you don't have that, just use Google. The square root of 425 = 20.61. Round UP to the nearest inch, which would be 21" and cut a 21" square. See, it's not that difficult.

### Making Continuous Bias Binding:

1. Cut the square in half once on the diagonal.




2. Take the bottom flip it right sides together. You can probably match up more continuous join. Be point on each corner (see scant ¼ inch over hang.



edge of the triangle on the left and on top of the triangle on the right. the stripes along the top edge for a sure to have just a tiny peak of the part that is circled) it should be a

3. Using a ¼" seam allowance, stitch the two pieces of fabric right sides together. Press seam open.
4. Your fabric should now be a parallelogram. Now draw lines on the wrong side of your fabric in the desired width of your binding strips. Be sure you are following the bias edge of your fabric; this will be the longest edge. We used the Frixion pen to mark our lines, but feel free to use your favorite marking tools.



5. Bring the short edges together to form a tube, with right sides together. Match raw edges, and offset drawn lines by one (otherwise, you will cut rings of fabric and not a continuous strip). Pin to keep your cutting lines in the appropriate position, and sew, right sides together using a ¼" seam allowance.

6. Proceed to cut your binding strips on the lines you drew previously

7. Press seams open then press binding strips in half lengthwise

8. Attach your binding to your quilt using your favorite method.





## Quilt Guild of Greater Victoria General Meeting Minutes

Victoria Art League

Members Present: 43 Guest: 2

October 24, 2024

---

**President:** Diana Henderson called the meeting to order at 9:30 am. The Pledge of Allegiance was recited. **New member** Susie Jones & **Visitors** Cheryl Goss & Barb Wall from Coastal Prairie Quilt Guild were introduced. Diana announced that the guild currently has 88 members & asked for corrections or changes to the minutes. There were none. Marcia Neely made a motion to accept the minutes & Anna Harrison seconded. Motion passed by general consent. Diana also reminded members that the guild donated money for a park bench. The guild received a thank you card.

**Treasurer:** Lynn Miori read the Treasurer's Report from September 2024. A motion was made by Kathy Sheeran to accept the report & seconded by Donna Zbranek. Motion passed by general consent.

**Vice President:** Carolyn Bradshaw talked about the Bargello class she is teaching after the meeting. Nov will be a Charity Sew Day. Bring machine if you want to sew, other activities will be available. List on the Facebook Member Page has suggested items for the Sew Day. A sign-up sheet for soup & sandwiches was passed. The meeting & Sew Day are one week early this month, on 11/21/2024.

**2<sup>nd</sup> Vice President:** Kay Tindall asked members to turn in In-Kind Forms. Either emailed or turn in at the Nov & reminded members' dues collection will begin in Nov.

**Ways & Means:** Nancy Kopecky thanked everyone for helping at the Sampler Store. Items were purged that have been left over from prior years through donation. Quilt poles are also being purged, 8 have been taken so far. If you want one, she has a sheet being passed around. There are 2 different sizes & 30 to 40 sets are still available & are free. After the purge the guild will rent a smaller air-conditioned locker for our belongings.

**Bank Exhibit:** Donna Zbranek talked about displaying quilts from the Quilt Show.

**By-Laws/Parliamentarian:** Marcia Neely advised members that some by-laws need rewording & revision for clarity & some committees may be combined. Diana reminded current officers & committee chairs to get their manuals ready to pass on to next year's officers & chairs. Duties should be made clear in the manuals.

**Community Service:** Carolyn Bradshaw is going to Gabriel Project next week to drop off donation items.

**Donation Quilt:** Kat Kelley donated a quilt called 'All About Hugh' designed by Nancy Rink. It is already

finished. The first stop to quilt guilds next year to sell tickets will be to Missouri City.

**Education:** Beth Hatla & Beth Staggs were not present so Diana Henderson spoke about using a Mr. Clean Magic Eraser to clean the sole plate of an iron.

**Publicity:** Marisol Johnson asked members if anything was seen in the Victoria Advocate about the Quilt Show.

**Houston Bus Trip:** Joy Reed presented details about the trip to the Houston International Quilt Show.

**Library Exhibit:** Pat Johnson informed members that we will display quilts at the library in the months of June & July 2025. She would like to display challenge pieces for a '4th of July' theme. There is room for 6 quilts, at least 72" long. She will also display items in cabinets.

**Silver Thimble Award:** President Diana Henderson talked about nominations & Yvonne Bonorden passed out forms. This award will be presented in the Dec.

**Quilt Show:** Anna Harrison thanked everyone for their help. 397 attendees came to the show, which is down by about half from previous years. Suggestions were made on ways to improve attendance for future shows, including staying open later Friday, having the show every other year & where to advertise. Kat Kelley suggested having a contest for high school age students to bring in parents & grandparents. The discussion was tabled. The financial report for the Quilt Show was read; some bills & incomes are still outstanding. Lynn thanked Yvonne for filling in for her in her absence.

**Website:** Penny Swan is stepping down from updating the website next year. Marisol Johnson has offered to take on her duties.

**Nominating Committee:** Donna Zbranek came forward to announce candidates for officers next year. They are Diana Henderson for President, Joy Reed for 1<sup>st</sup> Vice President, Yvonne Bonorden for 2<sup>nd</sup> Vice President, Kay Tindall for 2<sup>nd</sup> Vice President, Membership, Lynn Miori for Treasurer, Kathy Sheeran for Secretary & Nancy Kopecky for Ways & Means. Voting will be in Nov & officers will be installed in Dec.

Visitors from the **Coastal Prairie Quilt Guild** presented their quilt & gave suggestions for advertising. They suggested selling advance tickets on Event Brite & HIQS. Door Prizes & Show & Tell were presented.

The meeting adjourned at 11:10 am.

*Respectfully, Susanne Bonorden, Secretary*

## Quilt Guild of Greater Victoria Newsletter Advertising



**Two Chicks Quilting**  
483 County Road 251  
Ganado, TX 77962  
361-771-3978 phone  
[2chicksquilting@gmail.com](mailto:2chicksquilting@gmail.com)  
[www.twochicksquilting.com](http://www.twochicksquilting.com)

Store Hours:  
Mon – Fri 10:00 – 5:00  
Sat 10:00 – 2:00  
Closed Sunday



**Handi Quilter**  
OFFICIAL RETAILER



**brother**  
at your side



**JANOME**  
Reliability by Design



**BERNINA**  
AUTHORIZED DEALER



**HORN**  
OF AMERICA  
FINE WEAVE COMPANY



**LAURASTAR**

Machines \* Machine Service & Repairs  
Fabric/Notions \* Longarm Quilting \* Classes

Look for us on Social Media:  
Facebook \* Instagram \* YouTube \* Pinterest

**Quilt Fabrics and More**  
688 GM 616 - Blessing, TX 77419  
361-588-6500  
[Quilt\\_Fabric@yahoo.com](mailto:Quilt_Fabric@yahoo.com)

Located in Downtown Blessing, TX  
Wed, Thurs, Fri 10am to 5 pm  
Sat 9 am – 4 pm & Sun 1 pm – 4 pm  
*Custom Machine Quilting*



**Jo Sews Quilts**  
Longarm Quilting Services  
& Sewing Machine Repair

Jo Ellen Conatook  
306 Ellys Road  
Victoria TX 77901  
(361) 571-8541  
[JoSewsQuilts@gmail.com](mailto:JoSewsQuilts@gmail.com)

- Computerized Custom & Edge to Edge Quilting
- Binding Service available
- T-shirt/Memory Quilts
- Completed Quilts Available
- Quilts made to order!



Longarm Quilting  
Marcia Neely  
**Sisters Stitches**  
323 Love Rd, Victoria Tx 77904  
Custom Quilts  
361-935-0554

**My Fabric Friends**



Making Quilting Affordable Again  
Largest Selection of Backing in Texas  
Longarm Quilting Services  
105 Cozzi Circle  
Victoria TX 77901  
361-894-6816  
<https://www.myfabricfriends.com/>  
[Connie@MyFabricFriends.com](mailto:Connie@MyFabricFriends.com)  
 My Fabric Friends

**Quilters Patch**



205 North Star Drive #Q - Victoria TX 77904  
361-578-0380  
T-F 10 to 4 Sat 10 to 2  
[Qpatch2@suddenlinkmail.com](mailto:Qpatch2@suddenlinkmail.com)  
[www.quilterspatch.com](http://www.quilterspatch.com)  
[Facebook.com/Quilters Patch](https://www.facebook.com/QuiltersPatch)